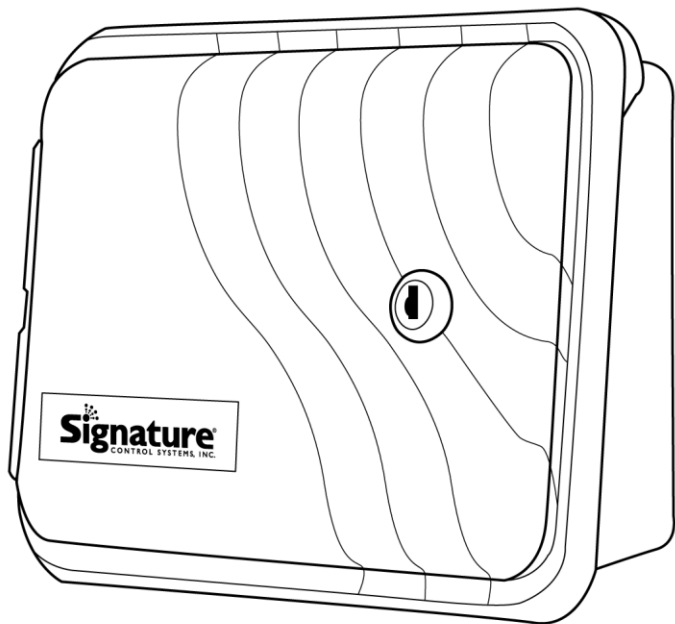




# *Quick Start Guide*



**Share™**

**8800**

**Irrigation Controller**

**Quick Start Guide**

***For Programming and Setup Instructions Visit:***

**[www.SCS-Share.com](http://www.SCS-Share.com)**

## TABLE OF CONTENTS

Installation	3
Mounting the Controller	3
Wiring the Transformer	3
Terminal Strip	5
Connecting a MV/Pump	5
Connecting Sensors	5
Connecting to the Internet	6
Creating a User Account	6
Downloading the Mobile App	7
Technical Data	7
LED Table	8
Statement of Conditions	8
Warranty	9
Contact Information	10

## INSTALLATION INSTRUCTIONS

### Mounting the Controller

The 8800 can be mounted indoors or outdoors. Find a location near a 120V wiring source (230/240V for European and Australian models). Install the 8800 near eye level if possible. Use the supplied template to mark and pre-drill pilot holes in the wall, using anchors if necessary. Remove the two screws from the transformer cover and remove the cover. Drill out the corresponding mounting holes in the controller cabinet. Insert screws through the holes and mount the cabinet to the wall.

### Wiring the Transformer

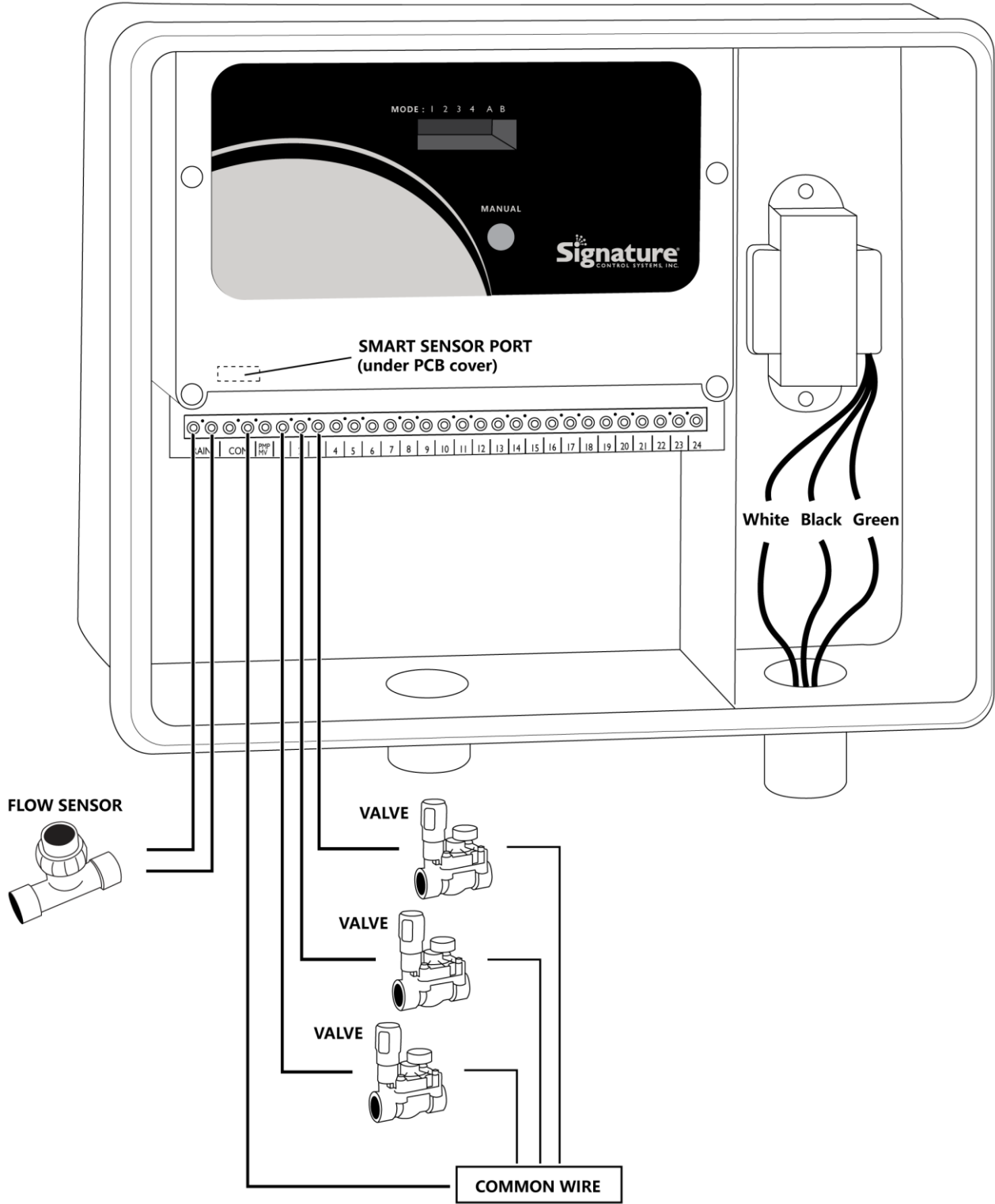
NOTE: Refer to and follow local codes if different from these instructions.

CAUTION: Disconnect the 120V (230/240V) power source before wiring the transformer. Complete all wiring and installation before connecting the transformer to the power source. This will avoid accidental shorting which could damage the controller.

Power supply wires and connections are to be a minimum of ordinary or greater duty. Remove the transformer cover to provide access to the internal transformer. Attach AC wires to the transformer wires using wire nuts. Ensure the earth ground wire is attached to the green wire with yellow stripes (ground wire). Please check local codes for the grounding requirements in your area. Bundle and tighten the excess wire with the attached cable tie loop to prevent loose wiring from touching any secondary circuits. Replace the transformer cover and tighten the two screws.

NOTE: Failure to ground the controller properly may cause severe damage to the controller and/or personal property and will void the warranty.

Figure 1



## Terminal Strip

All zone, pump and sensor wire connections are made inside 8800. The terminal strip in the 8800 controller accepts 14 AWG (1.6mm) wire or smaller.

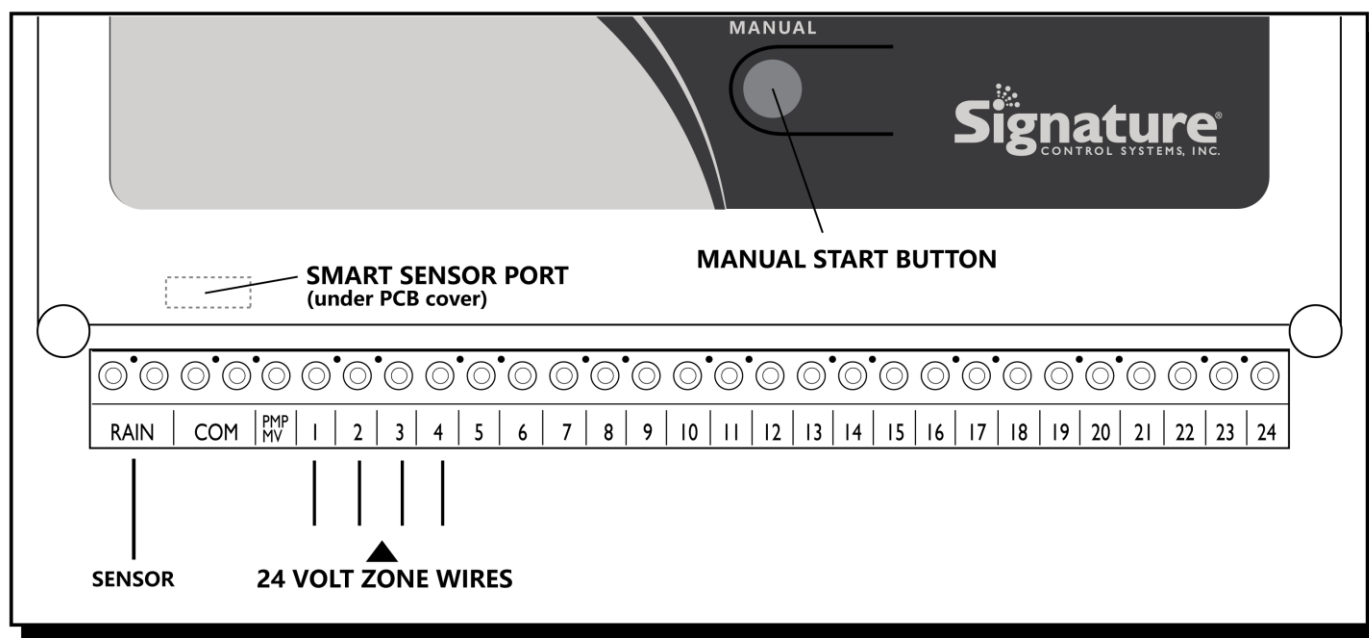
## Connecting Master Valve or Pump-Start Relay

The 8800 is equipped with a shared circuit to operate either a pump-start relay or a master valve. Connect one wire from the pump-start relay to COM (common) on the terminal strip and the other to PMP/MV (pump/master valve) on the terminal strip. Refer to the pump-start relay manufacturer's instructions for specific installation details.

## Connecting Sensors

The 8800 is equipped with one integrated sensor terminal and one additional Smart Sensor port: Any normally open or normally closed sensor and many "pulse" sensors may be used on the sensor terminal. To attach additional sensors purchase and install Signature's Smart Sensor Module to the Sensor Port (see Figure 2).

Figure 2



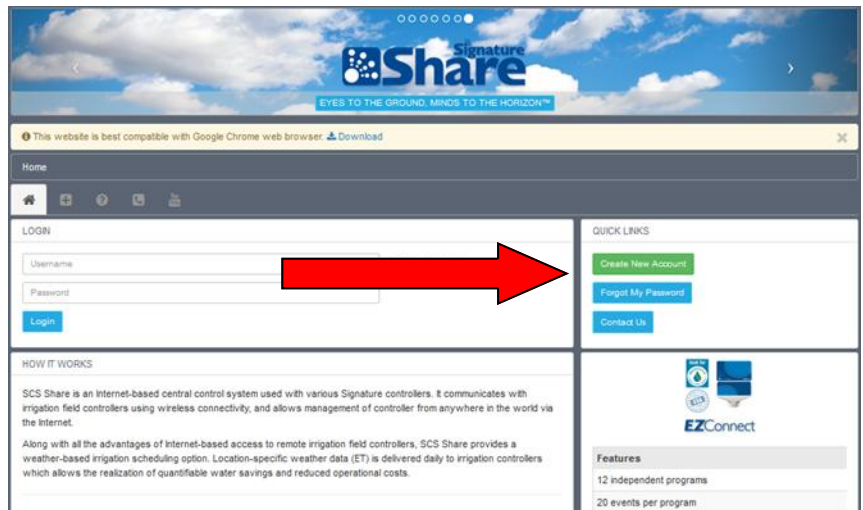
## CONNECTING TO THE INTERNET

The 8800 is equipped with a built-in cellular modem and will automatically establish connection to the internet upon powering up the controller. You will know the controller is online when LED 1 is flashing, LED 2 is solid and the remaining LEDs are off. This normally takes 2 to 3 minutes.

## CREATING A USER ACCOUNT

**Step 1:** Go to [www.SCS-Share.com](http://www.SCS-Share.com).

**Step 2:** Click on “Create New Account.”

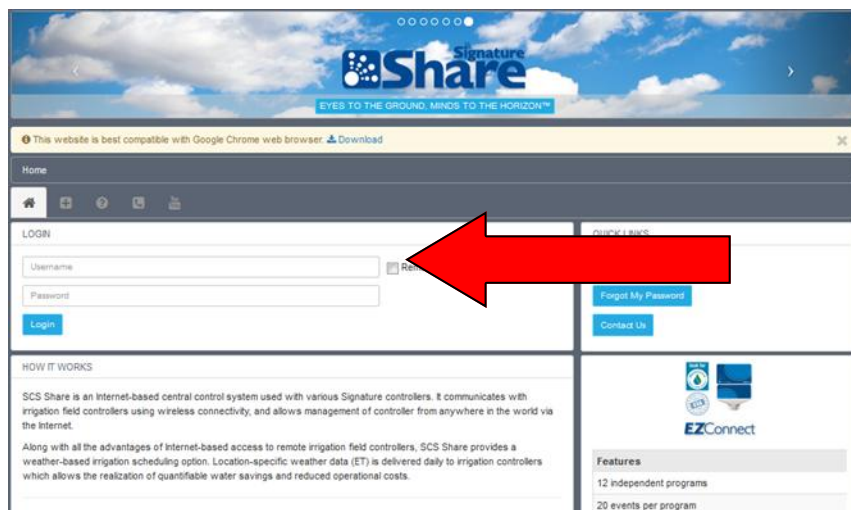


**Step 3:** Fill out the required information and click “Apply.”

Note: Do not enter any spaces in the “Captcha” code.

The image shows the "CREATE NEW ACCOUNT" form. The form has a "Home" link in the top right corner. The form fields are: "First Name" (required), "Last Name", "Company Name", "Category" (dropdown), "Email Address" (placeholder: username@domain.com), "Confirm Email Address", "Phone Number", "Username" (placeholder: Username can not contain white space), "Password", "Confirm Password", and "Captcha" (placeholder: Please enter the text above). The "Captcha" field shows the text "WEB S M N F". At the bottom of the form are "Cancel" and "Apply" buttons. A red arrow points to the "Apply" button.

**Step 4:** Log into the account you just created using your username and password.



## DOWNLOADING THE MOBILE APP

The SCS Mobile App is available for free at the iPhone and Android App Stores. Search for “SCS Share” to find and download the app.

### *Versions Supported:*

iOS: 8.4 or above (iPad and iPhone supported)

Android: 4.4 or above, V 5.0 recommended. (Tablet and smart phone supported)

## TECHNICAL DATA

1. 24 VAC internal transformer; 30 VA, 1.25A for zones and logic. The transformer can run a pump or master valve and two zone valves, maximum.
2. *Surge Protection:* 600 watts TVS on zone outputs (See Circuit Breaker below).
3. *Sensor Operation:* The 8800 is equipped with one integrated normally open, normally closed, or pulse type flow sensor port and an additional Smart Sensor Port. Each sensor port is user defined via the SCS-Share.com web site or the SCS-Share iPhone/Android App.
4. *Solenoid Capacity:* The 8800 will operate a maximum of three (3) solenoids concurrently, providing one is the pump/master valve. Each zone output can operate one or two solenoids.

I inrush .52A max  
I hold .33A max

### 5. *Temperature Range:*

Operating: -5° to +55° C (23° to 131° Fahrenheit)

Storage: -30° to +85° C (-22° to 185° Fahrenheit)

6. An electronic poly-switch is incorporated on the interconnect PCB of the controller. This type of circuit breaker does not require resetting or replacement by the user.

## LED TABLE

LED State	LED 1	LED 2	LED 3	LED 4
Online	Flashing	Solid	Off	Off
Active Station	Off	Off	Solid	Solid
Wi-Fi AP Mode	Flashing	Off	Flashing	Flashing
Firmware Updating	Flashing	Flashing	Flashing	Flashing
Poor Internet Connection	Slow Flash	Slow Flash	Slow Flash	Slow Flash

## STATEMENT OF CONDITIONS

In the interest of improving internal design, operational function, and/or reliability, Signature Control Systems, Inc. reserves the right to make changes to the product described in this document without notice. Signature Control Systems, Inc. does not assume any liability that may occur due to the use or application of the product(s) or circuit layout(s) described herein.

### ***Federal Communications Commission (FCC) Compliance Notice: Radio Frequency Notice***

This device complies with part 15 of the FCC Rules. Operation is subject to the following two conditions:

- This device may not cause harmful interference.
- This device must accept any interference received, including interference that may cause undesired operation.

Note: This equipment has been tested and found to comply with the limits for a Class B digital device, pursuant to part 15 of the FCC Rules. These limits are designed to provide reasonable protection against harmful interference in a residential installation. This equipment generates, uses, and can radiate radio frequency energy and, if not installed and used in accordance with the instructions, may cause harmful interference to radio communications. However, there is no guarantee that interference will not occur in a particular installation. If this equipment does cause harmful interference to radio or television reception, which can be determined by turning the equipment off and on, the user is encouraged to try to correct the interference by one or more of the following measures:

- Reorient or relocate the receiving antenna.
- Increase the separation between the equipment and receiver.
- Connect the equipment into an outlet on a circuit different from that to which the receiver is connected.
- Consult the dealer or an experienced radio/TV technician for help.

Canadian Department of Communications Radio Interference Regulations

This digital apparatus (SIGNATURE CONTROL SYSTEMS Model 8800) does not exceed the Class B limits for radio-noise emissions from digital apparatus as set out in the Radio Interference Regulations of the Canadian Department of Communications.



## **WARRANTY SIGNATURE CONTROL SYSTEMS, INC LIMITED WARRANTY AND DISCLAIMER: TURF PRODUCTS**

- 1) Signature Control Systems, Inc. ["SCS"] warrants to the owner (the "Buyer") that all new products, as featured in the current Signature Turf Catalog at date of purchase will be free from original defects in materials and workmanship for the time periods described below, provided they are used for approved purposes under manufacturer's recommended specifications.
- 2) This warranty is given expressly and in place of all other expressed or implied warranties of merchantability and fitness for a particular purpose. This is the only warranty made by Signature Control Systems, Inc for Turf products. This warranty gives you specific legal rights and you may have other rights which vary from state to state.
- 3) During the warranty period, SCS will repair or replace, at SCS's sole discretion, any part to be found defective with prior written authorization. Buyers remedy is limited solely to the replacement or repair of the defective parts.
- 4) This warranty does not apply (i) to Acts of God including without limitation, lightning and flooding; or (ii) to products not manufactured by SCS when used in conjunction with SCS products; or (iii) where equipment is used, or installation is performed in any manner contrary to SCS's specifications and instructions, nor where equipment is altered or modified.
- 5) Signature Control Systems, Inc. reserves the right to redesign, alter or modify its products at anytime and does not, and will not, assume any liability with respect to obsolete inventory arising there from.
- 6) Neither SCS nor its affiliates are liable for any indirect, incidental or consequential damages in connection with the use of equipment, including but not limited to: vegetation loss, the cost of substitute equipment or services required during periods of malfunction or resulting non-use, property damage or personal injury resulting from installer's actions, whether negligent or otherwise.
- 7) No agent or representative of SCS, nor of any distributor, retailer, lessor or installer of the system, has any express or implied authority to make any representation, promise, guarantee or warranty not stated here. SCS disclaims any warranty of merchantability or fitness for a particular purpose, or any other warranties that extend beyond those described here.
- 8) Some states do not allow the exclusion of incidental or consequential damages, so the above exclusion may not apply to you. All implied warranties, including those of merchantability and fitness for use, are limited to the duration of this express warranty.
- 9) Some states do not allow limitations on how long an implied warranty lasts, so the above limitation may not apply to you.
- 10) **STANDARD PRODUCTS LIMITED 1-YEAR WARRANTY:** All SCS products are covered by this warranty for a period of one year from the date of supply except as noted below:
  - a) Signature Turf Gear Drive Rotors, Spray-Heads & Valves: Five (5) years; from original sale date.
  - b) Signature Turf & Satellite Controllers: Two (2) years; from original sale date.
  - c) Repairs & Refurbished Components: Balance of product warranty or three (3) months, from repair date, whichever occurs first, on materials and labor only.
  - d) Brass Quick Coupler Valve Bodies: Five (5) years; from original sale date.
  - e) Solenoid Coils: One (1) year; from original sale date.
- 11) **TECHNICAL ADVICE:** SCS warranties as hereinabove set forth shall not be enlarged, diminished or affected by, and no obligation or liability shall arise or grow out of, SCS rendering of technical advice or service in connection with Buyer's order or the products furnished.
- 12) **QUESTIONS:** If you have any questions concerning the warranty or its application, please email your question to [info@scsmail.com](mailto:info@scsmail.com) or write to:

**Signature Control Systems, Inc**  
Turf Division  
8800 N. Allen Rd. • Peoria, Illinois 61615  
U.S.A.  
Attention: Customer Service

13) CLAIMED DEFECTIVE MERCHANDISE POLICY. Products returned to the retailer or distributor and claimed defective must be inspected by an authorized SCS representative to determine warranty compliance. If approval is granted, products will be repaired or replaced, or a credit memorandum covering the net purchase price will be issued.

14) In the event of a defect: If a defect arises in a Signature product or part within the warranty period, you should contact your Signature retailer, distributor, or Signature Control Systems, Inc. at [www.signaturecontrolsistemas.com](http://www.signaturecontrolsistemas.com)

## **CONTACT INFORMATION**

### **WORLD HEADQUARTER**

16485 Laguna Canyon Rd., Suite 130  
Irvine, California 92618  
Tel: 949.580.3640  
Fax: 949.580.3645

### **MANUFACTURING FACILITY**

8800 N. Allen Rd.,  
Peoria, Illinois 61615  
Tel: 949.580.3640  
Fax: 949.580.3645

### **EUROPE & MIDDLE EAST**

FRANCE 5 rue de la Vallee Yart  
78640 Saint Germain de la Grange France  
Tel: +33.13.489.9056  
Fax: +33.13.489.6025

SOUTH AMERICA Santiago, Chile  
Tel/Fax: +56 229.556220

### **REGIONAL OFFICES**

ASIA Shenzhen, Guangdong Province  
518131  
Tel: (86) 136.00419465  
Fax: (86) 755.83275012

AFRICA Roodepoort, South Africa  
Office & Mobile: +27 82 553 9093  
Fax: 086 670 6318

AUSTRALIA Glen Osmond 5064, South  
Australia  
Tel: +61 (0) 417 862 269  
Fax +61 (0) 8 8338 2021

### **MEXICO, CENTRAL AMERICA**

Guanajuato, Mexico  
Tel/Fax: +52 (461) 614.2322

**99955569**